

**CLASS 6**

**2022-23**



**D. GOENKA  
SCHOOLS**

**HOLIDAY  
ENGAGEMENT**

**NRI City  
Mainawati Marg,  
Kanpur**



# Happy Holidays!!

With an array of emotions, we enter the golden months of May and June. With summer vacations right around the corner, exhilarated souls of the young and bright minds are bursting forth with unmatched spark. With the holidays comes an opportunity to unwind and relax. However, we ought to maintain a learning continuum even during the much needed break, and to let the creative juices flow, what better than an enriching dose of Holiday Engagement!

We have been handed the gift of time, which must be judiciously used via lucrative research and project work. With special care and attention, the Holiday Engagement work for all the subjects has been drafted by the teacher-mentors in order to make the learning process enlightening, productive by breaking monotony, thereby, keeping it light. A treasure box of educational activities to be done individually to boost self confidence, along with group activities to promote collaborative learning have been designed keeping in mind the 21st century skills. Experiential learning through hands-on activities and reflection is the focal point of the tasks listed, which would relate theoretical knowledge with practical one. It aids in the promotion of other skills like Leadership, Critical thinking, Creativity, Communication, Collaboration, and Information and Media literacy preparing the students for future pursuits, giving them an edge over others.

Principal

## Let's Be Grateful

**Use 3 A4 sheets to do the following task.**

Divide each A4 sheet into two parts.

You are now about to make a set of six GIFT VOUCHERS as a gesture of GRATITUDE. Make a set of six gift vouchers.

Use your colourful A4 sheets divided into two equal halves.

Select a list of six persons in your family and friends whom you want to thank for their contribution in your life.

Address each voucher, write a small poem/ quotation/ proverb/ on friendship/ love for parents/ sharing and caring.

Address each voucher to the person you are making it for.

On the other side mention what you are gifting each person as a deed eg.

Laying the table/ cleaning the room/ helping a project etc.

---

## HINDI

**Material/Resources Required:** A-3 /A-4 SHEETS, COLOURED PENS, GLUE, PICTURES/BEADS, PEARLS/DECORATIVE OBJECTS.

**Instructions / Guideline:**मनुष्य एक सामाजिक प्राणी है। बिना सहयोग के वह एक कदम भी आगे नहीं बढ़ा सकता। तो आइये, इसी सहयोग की भावना को और अधिक सद्द बनाते हुए कुछ कार्य करें।

1. समाज में अपना सहयोग देने तथा जागरूकता का प्रसार करने हेतु नारा लेखन / पोस्टर बनाकर सुंदर प्रस्तुति करें।
2. सहयोग पर आधारित कोई एक कहानी पढ़ें।

**Work Specification:**1. नारा लेखन क्रम संख्यानुसार ही दिये गए विषय पर लिखें।

- क्रम संख्या 1-8 -जल संरक्षण  
क्रम संख्या 9-16- पर्यावरण संरक्षण  
क्रम संख्या 17-24-रक्त दान  
क्रम संख्या 25-32 नेत्र दान  
क्रम संख्या 33-38 स्वच्छता

2. पढ़ी हुई कहानी के पात्रों, शिक्षा आदि के बारे में चित्र सहित लिखें ।

**Date of Submission:** 11 जुलाई,2022

## FRENCH/GERMAN/SPANISH

**Material/Resources Required:** as per the chosen topic for the project - A-4 coloured sheets, coloured pencils & pens, online research

**Instructions / Guideline:** Identify 5 famous personalities from France/ Germany/ Spain (as applicable). Perform a research on each of them.

**Work Specification:** Your work should include their - Basic details like name, age, family, profession etc.  
Design a profile for them and then describe them in sentences. Paste pictures as well.  
Eg:

<b>*Name</b>	<b>*Amitabh Bachchan</b>
<b>*Age</b>	.....
.....	.....

**\*This is Amitabh Bachchan.**  
.....



***\*To be written in a respective foreign language.***



**Date of Submission:** By 11th July'2022

**OR**

**Material/Resources Required:** as per the chosen topic for the project - A-4 coloured sheets, coloured pencils & pens, online research.

**Instructions / Guideline:** Invite your friends to your birthday party via an interesting and creative invite in your respective foreign language France/ Germany/ Spain (as applicable).

**Work Specification:** Your Invite should include the following points:

- Day, date and time
- Theme of the party (Eg: everything should be red)
- Venue (where - place)
- Menu ( Foods and beverages)
- Entertainment activities (dance/music/games)

**\*Invite should be completely in the foreign language you're learning.**

**Date of Submission:** By 11th July'2022



## SANSKRIT

**Material/Resources Required:** A-3 /A-4 SHEETS, COLOURED PENS, GLUE, PICTURES/BEADS, PEARLS/DECORATIVE OBJECTS.

**Instructions / Guideline:** इस कार्य के लिए आपको आंतरिक मूल्यांकन के अंतर्गत अंक दिए जाएँगे। A-3 या A-4 sheet को अपनी संस्कृत कार्यपुस्तिका में चिपकाएँ।

**Work Specification:** A-3/A-4 sheet पर किन्हीं 10 शारीरिक आभूषणों के चित्र चिपकाओ/सजावटी सामान का प्रयोग करते हुए बनाओ तथा उन आभूषणों के नाम संस्कृत में लिखो।

## SOCIAL SCIENCES

**Material/Resources Required:** A-4 sized coloured sheets, coloured craft papers, online research, children can make their own brochure notebooks.

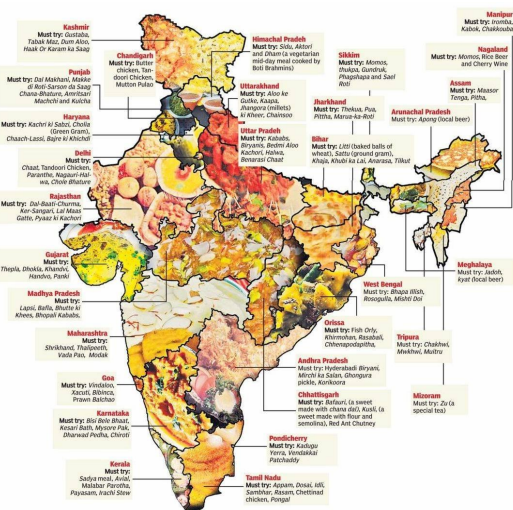
**Instructions / Guideline:** Indian food is amongst the tastiest and subtlest in the world. Cuisines differ across India's diverse regions as a result of variation in local culture, geographical location (proximity to sea, desert, or mountains) and

economics. It also varies seasonally, depending on which fruits and vegetables are ripe and available. In North India chilies, saffron, milk, yogurt, cottage cheese and ghee are hot favourites while in the South, folks love pepper, tamarind, coconut and often cook in coconut oil. Those in East India love all things mustard and fishy while those in the West have a sweeter tooth.

Indian culinary diversity generally tends towards the search for a well-balanced symbiosis between spices and herbs, offering very tasty dishes which can boast surprising medicinal properties !

Students are required to design a **Holiday brochure / Videos of the best cuisines of the places visited during their summer break.** They may collect the information on the following parameters:

- i) How does culture affect the food habits of a particular state?
- ii) How is the style of cooking and taste preferences based on the regions?
- iii) Favourite recipes
- iv) Each student would support the information with pictures.



**Date of Submission:** 15th July 2022

**SCIENCE**

**Material/Resources Required:** Materials - as per the chosen topic, for the project/presentation. Books, encyclopaedia, online research.

**Instructions / Guideline:**

Dear Students,  
Let's enjoy our summer vacation and also use it to engage ourselves productively, in some gainful activities, research work, experiments and make a project on any topic that interests us.

You may do ANY ONE of the following and present it in a folder, a collage, as an activity, or experiment or a working model.  
Support your presentation with a write-up on an A3 size sheet.

## Work Specification:

Here are some leads -

A. L 4- Materials of Daily Use : Clothes.

\* How fabrics are made, different types of fabrics, their uses and prevalence in different states of India.

\* Story of cloth from yarn to clothing.

\* Activity- Splitting a yarn to observe its component fibres ; making a yarn from cotton wool ; weaving ; knitting, etc.

Many of you are interested in Electronics, Magnetism, Light and reflection, Health and Nutrition and other such fields. You may make your presentation on these topics too. You may also refer to these chapters given in your textbook.

Here are some links you can view

<https://youtu.be/d6Xi7xHloeU> - Fibre to Fabric.

<https://youtu.be/uslx0Mxn-E8> - Art of Spinning

<https://youtu.be/KR25BdHwU9I> - Light up bulbs using potatoes.

<https://youtu.be/q6EitavSRNg> - Making a Bird Feeder.

<https://youtube.com/c/IISERPuneScienceActivityCentre> - Science Experiments.

<https://sites.google.com/acads.iiserpune.ac.in/iiserp-scienceactivitycentre/subject-wise-activities/physics-activities?authuser=0> - Science Experiments.

<https://images.app.goo.gl/zPKA4NirZuBSgdvHA> - Light and Reflection.

**Date of Submission:** 11th July, 2022

---

## MATHEMATICS

**Material/Resources Required:** A-4 coloured sheets, coloured craft papers, online research

### Instructions / Guideline:

#### 1. Real World Math : SYMMETRY

'Symmetry' refers to a sense of harmonious and beautiful proportion and balance. Symmetry can be found in human faces, in the wings of a butterfly, in monuments, alphabets, in the reflection of trees in clear water or in the reflection of mountains in a lake, etc.

Let's look for six such real life figures where symmetry is visible.

#### 2. Polygon Art: 'A Complicated Simplicity'. It's an art form where a closed shape with multiple sides and edges is taken and then connected with similar shapes and a large beautiful image is created.

Let's be creative this summer and look for mathematics in real life images.

Create an image of your choice in polygon art.

Let's look for six such real life figures where symmetry is visible.



**2. Polygon Art: 'A Complicated Simplicity'.** It's an art form where a closed shape with multiple sides and edges is taken and then connected with similar shapes and a large beautiful image is created.

Let's be creative this summer and look for mathematics in real life images. Create an image of your choice in polygon art.

**Work Specification:**

1. SYMMETRY : Find 6 symmetrical figures (real life) , cut and paste them on an A-4 sheet .
2. Polygon Art: Think and make an image using coloured cut outs of shapes of polygon.

An example of each of the above 2 activities is attached.



**Date of Submission:** By 11th July 2022