

HOLIDAY ENGAGEMENT

CLASS 4



2022-23

Happy Holidays!!

With an array of emotions, we enter the golden months of May and June. With summer vacations right around the corner, exhilarated souls of the young and bright minds are bursting forth with unmatched spark. With the holidays comes an opportunity to unwind and relax. However, we ought to maintain a learning continuum even during the much needed break, and to let the creative juices flow, what better than an enriching dose of Holiday Engagement!

We have been handed the gift of time, which must be judiciously used via lucrative research and project work. With special care and attention, the Holiday Engagement work for all the subjects has been drafted by the teacher-mentors in order to make the learning process enlightening, productive by breaking monotony, thereby, keeping it light. A treasure box of educational activities to be done individually to boost self confidence, along with group activities to promote collaborative learning have been designed keeping in mind the 21st century skills. Experiential learning through hands-on activities and reflection is the focal point of the tasks listed, which would relate theoretical knowledge with practical one. It aids in the promotion of other skills like Leadership, Critical thinking, Creativity, Communication, Collaboration, and Information and Media literacy preparing the students for future pursuits, giving them an edge over others.

Principal



There's lots of fun, in the sun,
Whether it's hot or not.
The holidays are oh so dear,
Whether we are far or near.
Wake up on time, make a rhyme.
Read a book or be a cook.
Cut, paint or even draw,
Or sip a drink with a straw.
Help around the house,
Learn new things and be good beings.



Stay safe, enjoy your holidays but do follow some routine. Spend quality time with your grandparents, family and friends. Do the holiday engagement activities planned for you in this document. Remember it's your work that we want.



Have a great Vacation!

English

Experiential Learning Sights, sounds and memories

Make a scrapbook or write in your journal the highlights of your weekly activities during the summer holidays.

(For example: Any book you read, any movie watched, new skill acquired, a place you visited.... A collection of pictures, images, ideas, thoughts or experiences which made an impact on you)



Suggested Reading

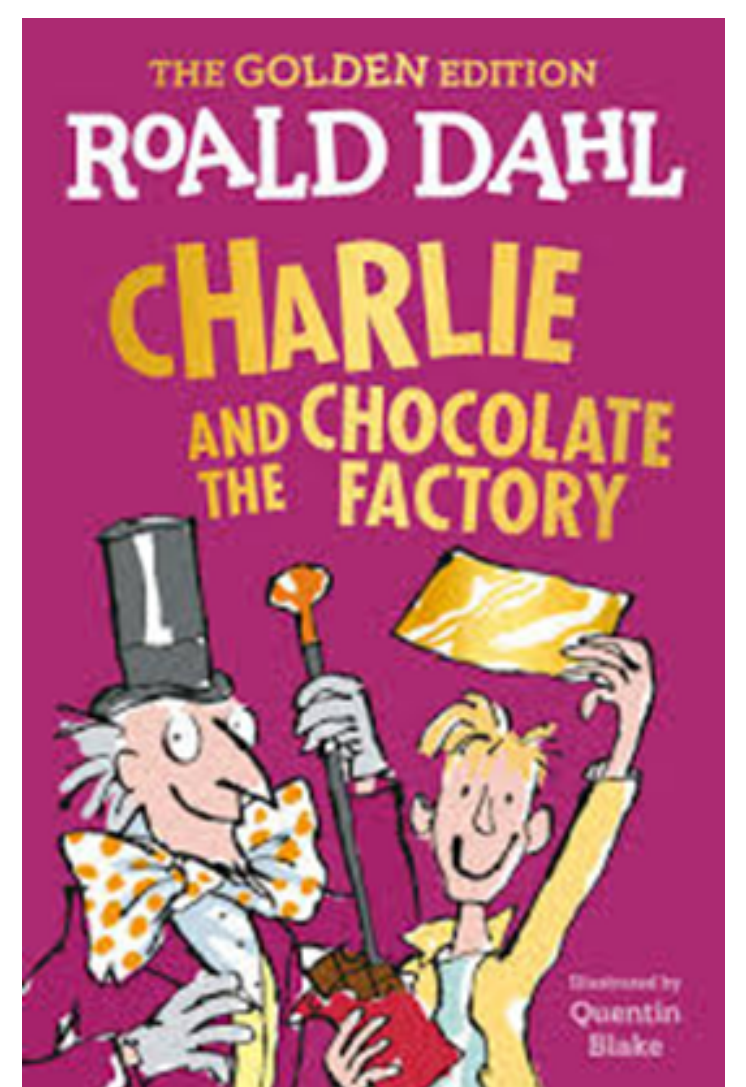
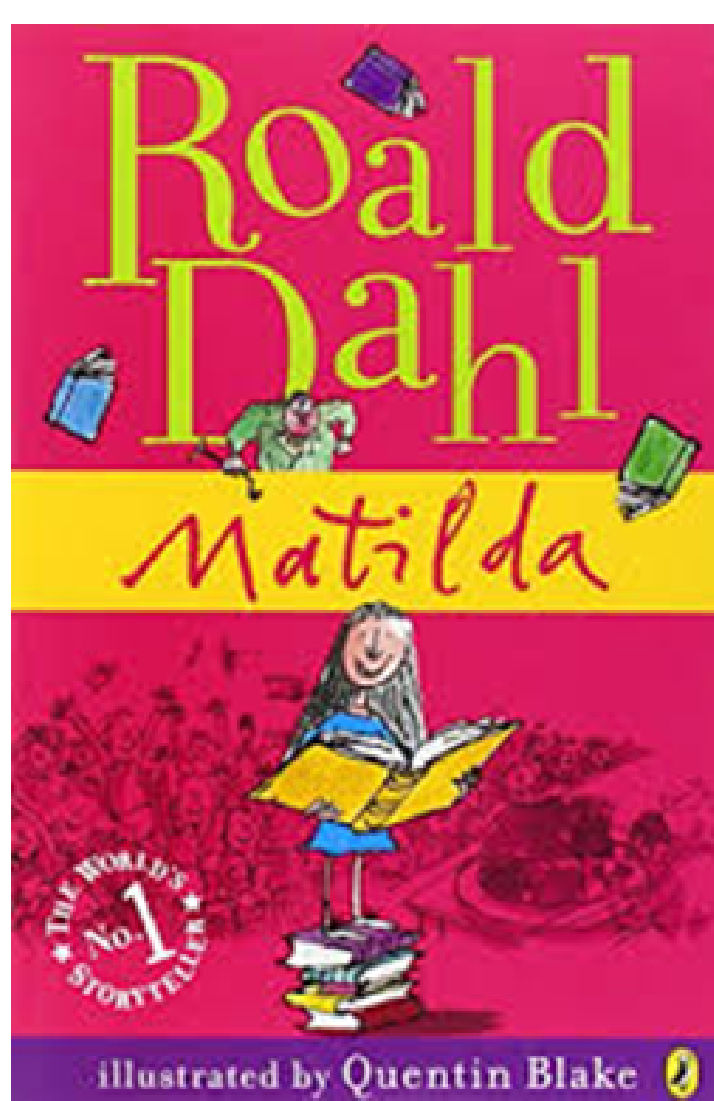
Robinson Crusoe by Daniel Defoe

Around The World in Eighty Days by Jules Verne

Roald Dahl's -Matilda

- The BFG


- Charlie and the Chocolate Factory




Make a PowerPoint presentation or a Scrapbook on any two countries you would like to visit or have visited.

The Presentation/ Scrapbook should include the following

- the geographical location
- climatic conditions
- its population
- culture and main tourist attractions
- foods
- languages spoken
- dresses worn
- places worth visiting
- pictures to support your information



SOUTH AFRICA





**Numbers can inspire
Numbers can enquire
Numbers are here
Numbers are everywhere...**

So let us have some fun with numbers and explore how numbers can be seen in day to day life. As we all know India has 29 states with at least 720 districts comprising approximately 6 lakh villages, and over 8200 cities and towns.

The Indian postal department has allotted a unique postal code of pin code to each district/village/town/city to ensure quick delivery of postal services. A Postal Index Number or PIN or PIN code is a code in the post office numbering or post code system used by India Post, the Indian postal administration. The code is six digits long.


- 1. Collect data of Pin Code of various localities of Kanpur (sample size 20).**
- 2. Tabulate the collected data.**
- 3. Represent it according to the Indian Place Value System.**
- 4. Also, make a Place Value Slider (according to the Indian Place Value System) of the Pincode of your locality.**

The steps for the Place Value slider are shared in the image for reference

Keep this slider very carefully with you as will be used in the entire session.

Material required:-

- 1. Colourful paper strips with digits 0 to 9 written on it in Vertical form.**
- 2. Place value strip with place values written namely: - TL, L, TTh, Th, H, T, O.**
- 3. The link for making the Place Value slider will be shared with the worksheet.**
- 4. Make your sliders very presentable as you have to use them and write the digits and place values DARK and BOLD.**



हिन्दी

जंगल जानवरों का घर है लेकिन जंगल कटते जा रहे हैं, इसलिए जानवर हमारे शहरों की ओर आ रहे हैं।
जानवर व इन्सान एक दूसरे के साथ सहयोग से कैसे रहते हैं, व्यक्त करते हुए संवाद लिखें। चित्रों की सहायता से मनोरंजक ढंग से कार्य आधे चार्ट पेपर पर संवाद के रूप में (बातचीत के रूप में) प्रस्तुत करें।

